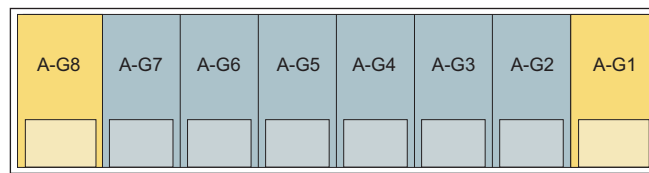




## Optional Garages

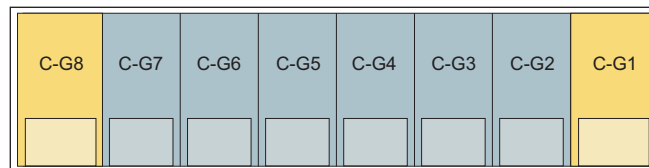


- 11' 6" x 22' 8"
- 11' 4" x 22' 8"

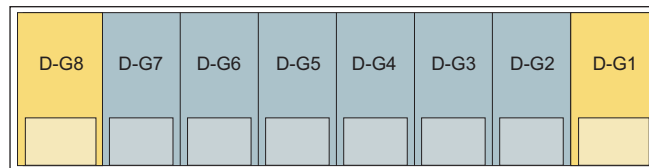
BUILDING A



BUILDING B



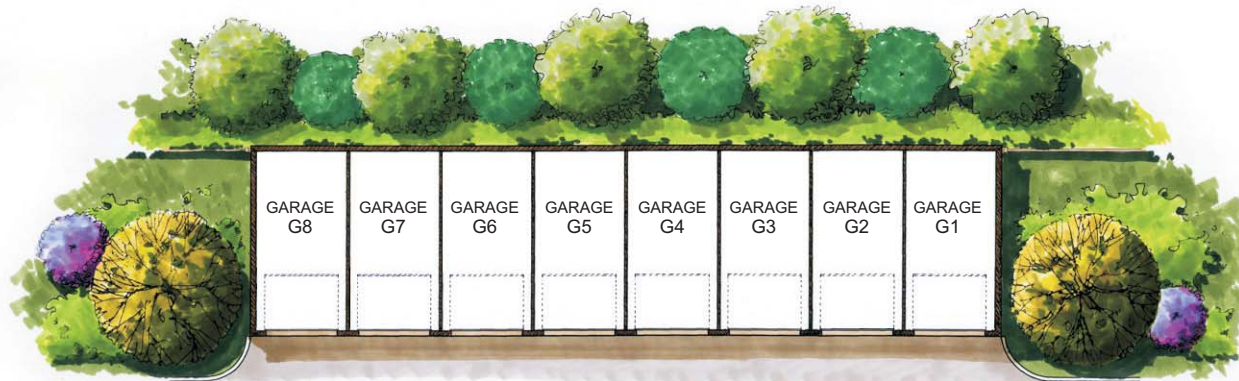
BUILDING C



BUILDING D

All dimensions are approximate and subject to change, at Pine Ridge Real Estate, LLC's discretion, and should not be relied upon.

**For more details about your new home visit [www.gulf-reflections.com](http://www.gulf-reflections.com)**  
**Telephone: (239) 481-7772 Facsimile: (239) 689-4901 Email: [info@gulf-reflections.com](mailto:info@gulf-reflections.com)**



## Optional Garages